

BENEFITS

UNROLL... IT'S LAID !

- Installs without adhesive
- Installs without resurfacing (starting at 2.9mm thick)

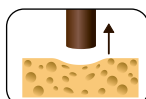
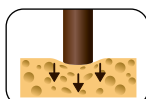


Texline smooths out unevenness in the subfloor

RESISTANT

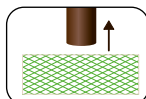
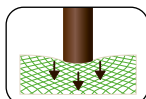
Dent-resistant due to fibre backing

VINYL-BACKED FLOORING



"Bubble wrap" insulation

TEXTILE-BACKED FLOORING



Spring-like effect of fibres



ENVIRONMENT

Technical-fibre backing, over 95% recycled fibres
 ➔ Equivalent of more than 20 million plastic bottles per year



for 1m² of Texline

IDEAL FOR RENOVATIONS

2mm or 4mm thick: doors don't have to be shortened
 No resurfacing

EASY TO CLEAN, ECONOMICAL AND ECO-FRIENDLY

Clean with soapy water



TECHNICAL CHARACTERISTICS




	PRIMETEX	TEXLINE	HOME COMFORT	HQR	
THICKNESS	mm	2	2,9	4	3,1
WEAR LAYER THICKNESS	mm	0,25	0,30	0,35	0,40
WEIGHT	g/m ²	1390	2000	2440	2300
SURFACE		Varnished	Varnished	Varnished	Varnished
EUROPEAN CLASSIFICATION	Class	23 / 31	23 / 31	23 / 31	32 / 41
FIRE RATING	Class	CFIS1	CFIS1	CFIS1	CFIS1
SOUND INSULATION	dB	15	16	20	16
LENGTH OF SHEET	m	30	25	20	25
WATER RESISTANCE	Compatible with wet rooms				
RESIDENTIAL USE GUARANTEE*	Years	12	15	15	15
COMMERCIAL USE GUARANTEE*	Years	-	-	-	5

* For more details on guarantee, see www.gerflor.com

GFT TEXTILE BACKING VINYL ROLLS

INSTALLATION TIPS

- **TOOLS REQUIRED:** utility knife, carpet cutter for easy, accurate cutting along walls and skirting
- **Unroll** 24 hours prior to installation at temperature above 15°C

		≥ 2.9mm	2mm
INSTALLATION POSSIBILITIES ACCORDING TO SUBFLOOR*	On carpet	No Remove subfloor (except felt carpeting)	 <p>The subfloor must be smooth, hard, dry and clean</p>
	On seamless tile (granite-type)	Yes	
	On tile (with joints)	Yes if joint < 5mm width and < 1mm depth	
	On laminate	No Remove subfloor	
	On concrete	Yes	
	On PVC (compact)	Yes	
	On solid or engineered wood floor with ventilated underside	Yes if joint < 3mm The floor must not have unevenness > 1mm	
HEATED FLOORING	> 28° C	No	No
	< 28°C	Yes	Yes
	Reversible	Yes	No
	Anhydrite coating	Yes	Yes
ESTIMATED INSTALLATION TIME	For 12m ² (125 sq.ft.)	1h	1h
	EXPOSURE	Veranda	No
Skylight		Yes	Yes

LAYING METHODS	PRIMETEX	TEXLINE	HOME COMFORT	HQR
Loose laying without glue	< 25 m ²	< 35 m ²	< 35 m ²	< 50 m ²
Laying without glue, with double-sided tape**	> 25 m ²	> 35 m ²	> 35 m ²	> 50 m ²

* For more details on installation, see instructions on www.gerflor.com

** or hook & loop strips around the edges of the room

ENVIRONMENT



HEALTH

- Formaldehyde-free
- Lead-free, no heavy metals
- Solvent-free
- No harmful plasticizer
- No adhesive needed

ENVIRONMENT

- Recycled-fibre backing
- Soapy water cleaning